

Hello, I'm Henry.
 What's your name?

I'm Lisa.

1A Hello!

1 LISTENING & SPEAKING

a 1 2))) Listen and repeat.

Lisa Hello, I'm Lisa Silva.
Henry Hi, I'm Henry Green.
 Nice to meet you.
Lisa Nice to meet you!

b In pairs, practice the dialogue.

c Now say who you are.

Hello, I'm _____.

Hi, I'm _____. Nice to meet you.

Nice to meet you!

d 1 3))) Read and listen.



1 **Lisa** Are you in number 2?
Henry Yes, I am. Are you in number 1?
Lisa No, I'm not. I'm in number 3.
 See you soon!
Henry Goodbye!



2 **Lisa** Hi, Henry! You're in my class!
Henry Hello. Sorry, what's your name?
Lisa I'm Lisa. Lisa Silva.
Henry Excuse me?
Lisa Lisa Silva.
Henry Oh, right.

e 1 4))) Listen and repeat dialogue 1. In pairs, practice the dialogue.

f 1 5))) Listen and repeat dialogue 2. In pairs, practice the dialogue.

2 GRAMMAR verb *be*: I and you

- a Look at dialogues 1 and 2 in **1d** on page 4.
Write the contractions.

I'm = I am
 _____ = I am not
 _____ = You are

- b ► **p.92 Grammar Bank 1A.** Learn more about the verb *be*:
I and *you*, and practice it.

- c **17**))) Listen and say the contractions.

))) *You are* (*You're*

3 VOCABULARY numbers 0–10

- a Look. What are the numbers?



- b ► **p.116 Vocabulary Bank Numbers; days of the week.**
Do part 1.

- c Count around the class from 0 to 10 and then from 10 to 0.

- d **19**))) Listen and say the next number.

))) *one, two* (*three*

4 PRONUNCIATION

word stress; /h/, /aɪ/, and /i/



Word stress




In English, stressed syllables are longer and louder.

li|sten re|peat

- a **10**))) Listen and repeat the words.
Underline the stressed syllable.

1 he|llo
 2 num|ber
 3 ex|cuse
 4 good|bye
 5 pho|to
 6 co|ffee

- b **11**))) Listen and repeat the words and sounds.

 house	hi hello Henry here
 bike	I hi nice five
 tree	three meet Lisa Henry

- c **12**))) Listen. Practice the sentences.

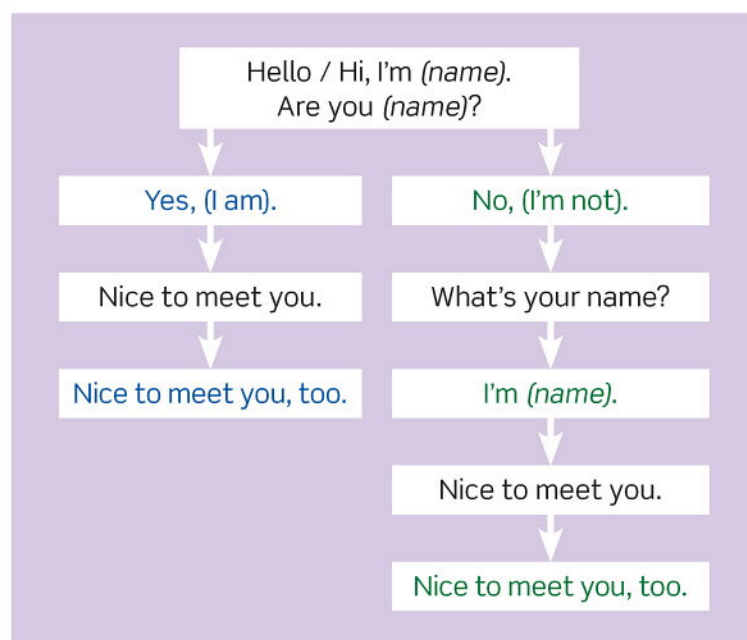
Hello, Henry here.

Hi! I'm nice.

Meet Henry Green at three.

5 SPEAKING

Practice with other students.



6 VOCABULARY days of the week

- a ► **p.116 Vocabulary Bank Numbers; days of the week.** Do part 3.

- b **14**))) Listen and say the next day.

))) *Thursday, Friday* (*Saturday*

- c Practice with other students.

Bye!
 See you Wednesday!
 See you tomorrow!
 Goodbye!

1

1A present tense verb *be*: I and you (+, -, and ?)

1 6))) Listen and repeat. Then read the rules.

Full form	Contraction
+ = affirmative form I am Henry. You are in my class.	I'm Henry. You're in my class.
- = negative form I am not in number 1. You are not a student.	I'm not in number 1. You aren't a student.

? = question form	✓ = affirmative short answer	✗ = negative short answer
Am I in room 2? Are you Lisa?	Yes, you are . Yes, I am .	No, you aren't . No, I'm not .

- *am* and *are* are both forms of the verb *be*.
- *I'm* Henry. **NOT** *Am* Henry.
- *I'm* Henry. **NOT** *i'm* Henry.
- *I'm not* Michelle. **NOT** *Iamn't* Michelle.
- You can also contract *are not* like this:
You're not a student.

- In questions, put *am* before *I*.
Am I in room 2? **NOT** *I am* in room 2?
- In questions, put *are* before *you*.
Are you in my class? **NOT** *You are* in my class?
- Don't use contractions in affirmative short answers.
Are you a student? Yes, **I am**. **NOT** Yes, *I'm*.

1A

a Complete with *I'm* or *You're*.



A Hello. I'm Maria.
What's your name?

B Hi. _____ Tony.



Hello. _____ your teacher.
_____ in my class.



_____ in number 4.



_____ in room 3.

b Complete with *I'm not* and *You aren't*.



I'm not Tom.
I'm Tony.



_____ a student.
I'm a teacher.



You're a student.
_____ a teacher.



_____ in room 3.

c Make questions.

- you / Sam?
Are you Sam? _____
- you / in number 3?

- I / in room 4?

- you / Henry?

- I / in class 3?

d Complete the conversations. Use contractions where possible.

- A Hello. Are you Liz?
B No, I'm not. I _____ Maria.
- A _____ I in class 8?
B No, you _____. You're in class 6.
- A _____ you in room 4?
B No, I'm _____. I'm in room 5.
- A _____ you Henry?
B Yes, I _____. Nice to meet you!
- A _____ I in your class?
B Yes, you _____. I _____ your teacher.

◀ p.5

Numbers; days of the week

VOCABULARY BANK

1 NUMBERS 0-10

a 1 8))) Listen and repeat the numbers.

0 zero /'zi:rou/

1 one /wʌn/

2 two /tu/

3 three /θri/

4 four /fɔ:/

5 five /faiv/


6 six /sɪks/

7 seven /'sevn/

8 eight /eit/

9 nine /naɪn/

10 ten /ten/

 0 = oh /ou/ in room numbers and apartment numbers, e.g. room 207 (two oh seven).

b Cover the words. Say the numbers.

3 DAYS OF THE WEEK

a 1 13))) Listen and repeat the days of the week.

Monday /'mʌndeɪ/

Tuesday /'tu:zdeɪ/

Wednesday /'wenzdeɪ/

Thursday /'θə:zdeɪ/

Friday /'fraɪdeɪ/

Saturday /'sætə:deɪ/

Sunday /'sʌndeɪ/

 Days of the week begin with a CAPITAL letter.

Monday NOT monday

b Write the correct day.

1. today: _____

2. tomorrow: _____

← p.5

1A VOCABULARY Numbers; days of the week

a Find the words for numbers 1-10 and the days of the week.

T	H	R	E	E	S	Y	T	S	I	X	T
R	H	J	L	E	A	U	U	G	F	F	W
F	Y	U	E	N	T	Y	E	D	N	R	O
O	N	E	R	F	U	H	S	P	N	I	S
U	H	T	H	U	R	S	D	A	Y	D	T
R	N	V	H	B	D	P	A	T	M	A	E
T	E	N	X	T	A	A	Y	C	O	Y	I
S	N	I	N	E	Y	E	Y	H	N	U	G
W	E	D	N	E	S	D	A	Y	D	F	H
B	E	X	R	D	H	R	V	V	A	I	T
T	I	N	A	S	E	V	E	N	Y	V	L
S	U	N	D	A	Y	J	S	P	Q	E	F

b Write the words in the chart.

Numbers

1	2	3	4	5
<u>one</u>	___	___	___	___
6	7	8	9	10
___	___	___	___	___

Days of the week

<u>Sunday</u>	M___	T___	W___
T___	F___	S___	

1A Hello!

1 GRAMMAR verb *be*: I and you

a Rewrite the sentences with contractions.

- 1 I am Lisa.
I'm Lisa.
- 2 You are not in class 3.
You aren't in class 3.
- 3 I am not Henry.

- 4 You are not a teacher.

- 5 I am Maria.

- 6 You are in my class.

- 7 I am in room 4.

- 8 You are not Carlos.

b Write negative sentences or questions .

- 1 I'm in class 2.
I'm not in class 2.
- 2 You're a student.
Are you a student?
- 3 I'm Sam.

- 4 You're in my class.

- 5 I'm in room 4.

- 6 You're Liz.

- 7 I'm a teacher.

- 8 You're in class 4.

c Complete the dialogues.



- 1 A Excuse me. Are you
Andy?
B No, I'm not. I'm
Tony.



- 2 A Hello, I'm Jessica.
B Hi, I'm Steve.
Nice to meet you.



- 3 A Hi, _____ Linda.
Are you Henry?
B No, _____ . I'm Max.



- 4 A Excuse me. _____ in
number 8?
B Yes, _____ . I'm
Anna Jones.



- 5 A Hello. _____ Lisa
Gomez?
B Yes, _____ . Nice to
meet you.



- 6 A Hi. _____ Ben.
B Hi. _____ Rob.



- 7 A Excuse me. _____
I in room 7?
B No, _____ . You're in
room 8.



- 8 A Excuse me. _____
my teacher?
B Yes, _____ . I'm Peter
Wilson.

2 VOCABULARY

numbers 0–10; days of the week

a Order the letters to make numbers.

- | | | | |
|---------|---|----|---|
| 1 RUFO | f | ou | r |
| 2 NET | t | e | n |
| 3 INNE | n | | e |
| 4 EON | o | | e |
| 5 TEREH | t | | e |
| 6 OWT | t | | o |
| 7 GITHE | e | | t |
| 8 XIS | s | | x |
| 9 ENVSE | s | | n |
| 10 OZRE | z | | o |
| 11 VIEF | f | | e |

b Write the next word.

- | | | | |
|------------|-----------|-----------|---------------|
| 1 Friday | Saturday | Sunday | <u>Monday</u> |
| 2 Sunday | Monday | Tuesday | _____ |
| 3 Tuesday | Monday | Sunday | _____ |
| 4 Tuesday | Wednesday | Thursday | _____ |
| 5 Friday | Thursday | Wednesday | _____ |
| 6 Monday | Tuesday | Wednesday | _____ |
| 7 Thursday | Wednesday | Tuesday | _____ |

3 PRONUNCIATION

word stress; /h/, /aɪ/, and /i/

a Underline the stressed syllable.

ex|cuse he|llo num|ber pho|to re|peat se|ven

b **iChecker** Listen and check. Then listen again and repeat the words.

c Write the words in the chart.

Henry nice me right meet hello

 house	 bike	 tree
<u>Henry</u>	_____	_____
_____	_____	_____

d **iChecker** Listen and check. Then listen again and repeat the words.

4 LISTENING

iChecker Listen. Check (✓) the sentence you hear.

- ___ a Hello, I'm Tony.
___ b Hi, I'm Tom.
- ___ a You're in my class.
___ b You aren't in my class.
- ___ a I'm not a student.
___ b I'm a student.
- ___ a Are you in number 5?
___ b Are you in number 9?
- ___ a Excuse me, what's your name?
___ b Sorry, what's your name?
- ___ a You aren't in class 10.
___ b You're in class 2.

USEFUL WORDS AND PHRASES

Learn these words and phrases.

hello /hɛ'loʊ/

hi /haɪ/

I'm /aɪm/

Nice to meet you. /naɪs tu mit yu/

What's your name? /wʌts yɔr neɪm/

Excuse me? /ɪk'skyuz mi/

Sorry. /'səri/

See you soon. /si yu sun/

goodbye /gʊd'baɪ/